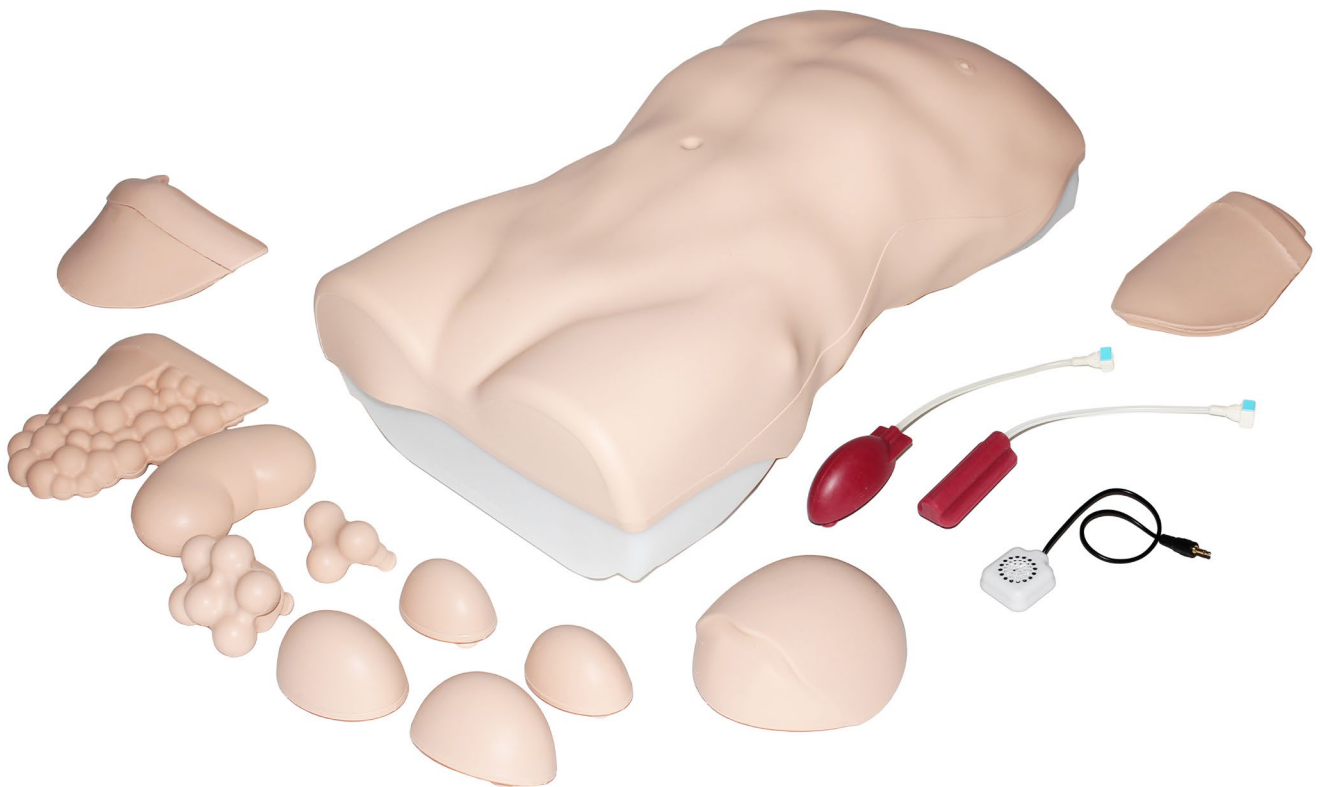


Abdominal Examination Trainer



60000

For practising the palpation,
auscultation and percussion elements
of abdominal examination



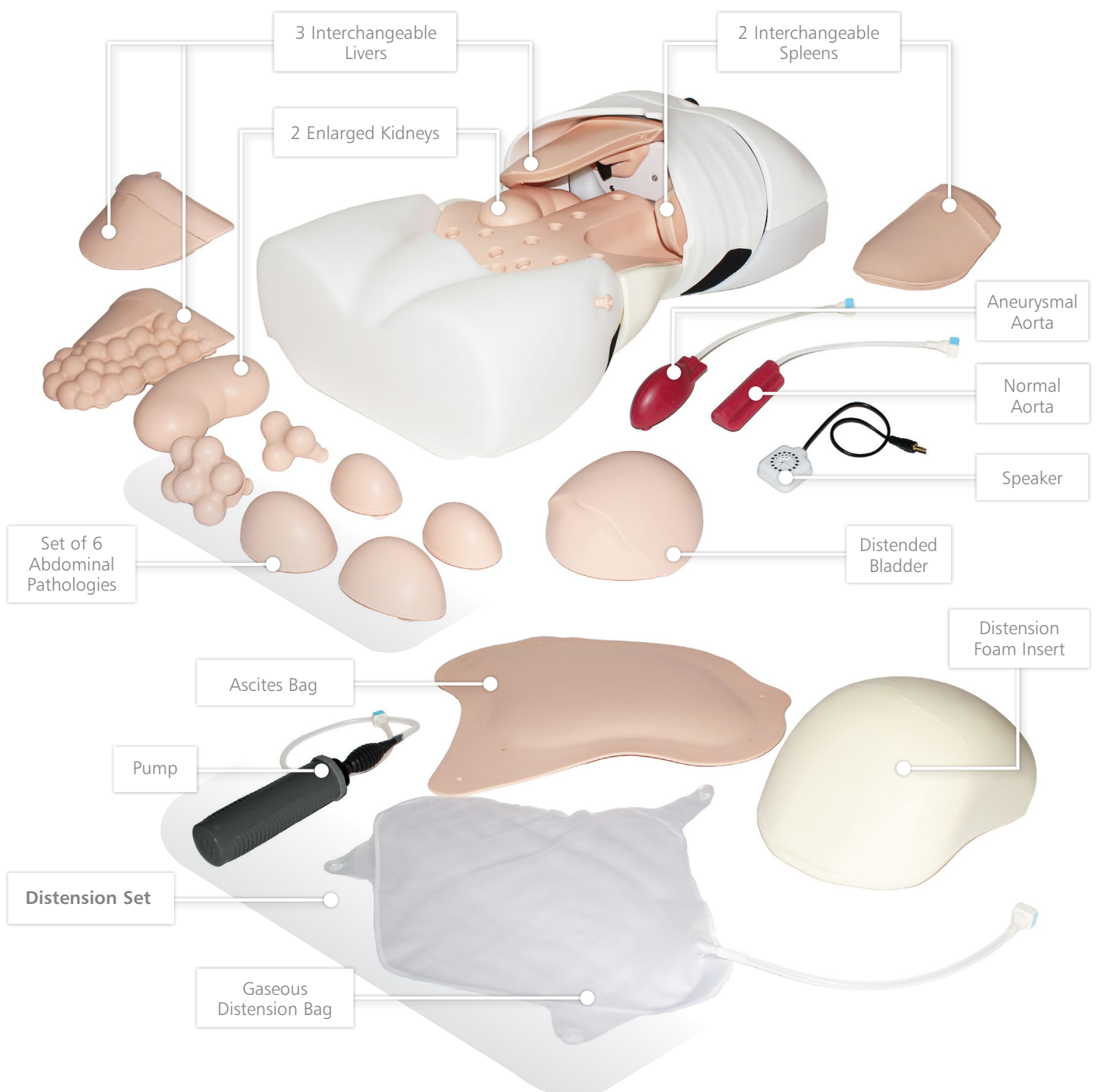
Learning has never been more lifelike

limbsandthings.com

An anatomically accurate adult male torso, used to teach and practise the palpation, auscultation and percussion elements of abdominal or gastrointestinal (GI) examination. Ideal for OSCE preparation and assessment.

With interchangeable organs of varying sizes, and an integral MP3 player providing realistic sounds, the trainer provides the ability to differentiate normal from abnormal pathology.

Product Anatomy & Contents



Skills

- Familiarity with the abdominal regions and underlying anatomy
- Practice in abdominal palpation, auscultation and percussion
- Ability to differentiate normal from abnormal pathology
- Identification of ascites, specifically shifting dullness and fluid thrill
- Identification of gaseous distension and bowel obstruction
- Ballottement of kidneys
- Professional-to-patient communication

Product Qualities

Anatomy

- Torso featuring abdomen, pelvis and lower part of thorax
- Bony landmarks include ribs, costal margin, xiphisternum, pubic crest, and anterior superior iliac spines
- **3 Livers:** slightly enlarged, enlarged with smooth edge and enlarged with irregular edge
- **2 Spleens:** slightly enlarged and markedly enlarged
- **2 Enlarged Kidneys**
- **Distended Bladder**
- **2 Aortas:** normal and aneurysmal
- Set of **6 Abdominal Pathologies** includes:
 - 4 Smooth masses: 2 sizes, each with hard and soft version
 - 2 Irregular hard masses
- **Distension Set** includes:
 - Ascites bag
 - Gaseous Distension bag, pump and foam insert
- Simplified representation of lower thoracic & lumbar spine

Realism

- Organs feel realistic on palpation and respond appropriately to percussion
- Lifelike quality of abdominal skin accommodates stretching for gaseous distension and ascites simulation
- Realistic ballottement of enlarged kidney

Versatility

- Abdominal skin is simple to remove, allowing quick and easy changeover of organs
- Suitable for both bench top use and hybrid use with Simulated Patient
- Model can be rolled onto side for examination of ascites and shifting dullness

Key Features

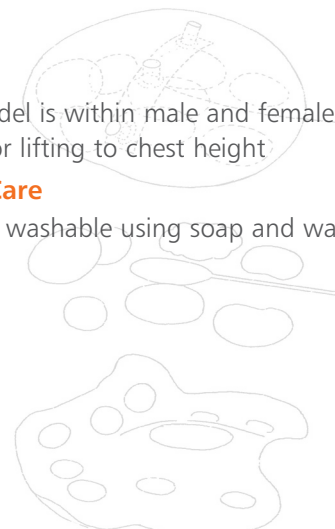
- Interchangeable organs and pathologies of varying sizes can be quickly and easily inserted into the abdomen
- Trainer or Simulated Patient can vary respiratory movement of liver and spleen by the turn of a wheel
- Integral amplifier and surface mounted MP3 player allow training in auscultation of normal and high-pitched or obstructed bowel sounds, renal and aortic bruits - in variable locations
- Volume of bowel sounds can be adjusted and MP3 player allows for additional sounds to be loaded
- Distension set allows for the following:
 - Realistic checking for ascites using percussion, shifting dullness or fluid thrill technique
 - Simulation of bowel obstruction on percussion and auscultation
- Pulse bulb allows simulation of normal and aneurysmal aortic pulse

Safety

- Latex free
- Weight of model is within male and female health and safety limits for lifting to chest height

Cleaning & Care

- Skin surface is washable using soap and water



- 60005** Abdominal Examination Base Unit
- 60006** Abdominal Examination Skin
- 60007** Abdominal Fluid Bag
- 60008** Abdominal Examination Organ Locator
- 60009** Abdominal Wall
- 60010** Abdominal Examination Livers (Set of 3)

- 60011** Abdominal Examination Spleens (Set of 2)
- 60012** Abdominal Examination Kidneys (x2)
- 60013** Abdominal Examination Bladder
- 60014** Abdominal Examination Pathologies (Set of 6)
- 60015** Abdominal Examination Aortas (Set of 2)
- 60016** Abdominal Examination – Distension Set
 - Carry case



Abdominal Examination Trainer Curriculum References

UK

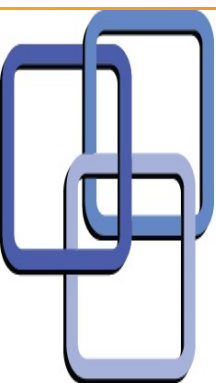
Undergraduate	<i>Outcomes for Graduates (Tomorrow's Doctors) 2015, page 4-5</i>
Postgraduate FY1 and FY2	<i>Foundation Programme Curriculum 2012, updated for 2014, page 57</i>
Core Medical Training	<i>Core Medical Training Curriculum 2013, page 51</i>
Core Surgical Training	<i>Core Surgical Training Curriculum, 2013, page 6</i>
GP Training	<i>rcgp.org.uk/training-exams/gp-curriculum-overview/online-curriculum.aspx</i>
Gastroenterology Trainees	<i>Specialty Training Curriculum for Gastroenterology And Sub-Specialty Training Curriculum For Hepatology, August 2010</i>
Advanced Nurse Practitioners	<i>RCN Competences: Advanced Nurse Practitioners, page 4</i>
Paramedic Training	<i>UK Ambulance Service Clinical Practice Guidelines (2006), page 4</i>

AUSTRALIA / NEW ZEALAND

Undergraduate	<i>University of Otago, Clinical Skills in the Undergraduate Medical Curriculum, page 9 & 22</i>
Postgraduate – Residency - Junior Doctors	<i>Australian Curriculum Framework For Junior Doctors, V 2.2</i>
Specialist GP Trainees	<i>RACGP Curriculum for Australian General Practice 2011</i>

USA / CANADA

Undergraduate Medical Student (Y1-2)	<i>Source: AAMC Recommendations for Clinical Skills Curricula for Undergraduate Medical Education, page 27-28</i>
Undergraduate Nursing Student	<i>Clinical Nursing Skills and Techniques, Performance Checklist Skill 6-5, page 63</i>
Advanced Practice Nurses	<i>College of Registered Nurses of British Columbia, Adult GI-GU Assessment, page 6</i>



Survival Technology

Your Link in the

— Chain of Survival

www.survivaltechnology.com

6 Susan Street, Strydom Park Randburg

info@survivaltechnology.com

Tel: +27 11 792 2190

Fax: +27 11 793 4234

PO Box 416, Ferndale, 2160